



KINGS NORTON  
GIRLS' SCHOOL

# Welcome to Y11 parents as partners

- Welcome by Mrs Raggett, Headteacher.
- Introduction to Ms Hale, Head of Year 11

How we can work together to support Y11

1. The importance of attendance to lessons
2. In-school revision support
3. How you can support at home
4. Pastoral support



Opening a World of Opportunities



# Supporting your Y11 through GCSE's:

## Ten top tips...

In school...

1. Attendance to all lessons
2. Access in school revision and support
3. Access pastoral support

At home...

4. Help set up the study environment
5. Contribute to the revision schedule with incentives (not rewards)
6. Consistency over motivation
7. Know their exam timetable
8. Revise together
9. Offer help with the phone
10. Solutions over problems





# 1. The importance of attendance to lessons



Opening a World of Opportunities



## 2. In school revision and support

	Before school	Break time	Lunch time	After school
Monday		Textiles		Photography
Tuesday		Textiles	Textiles	Art, Photography, Science, English
Wednesday		Textiles		Textiles, Photography
Thursday				Photography, Maths, English (targeted)
Friday	Sociology	Textiles		Art, Photography

Additional subjects offer informal drop-in, so please ask teachers if additional support is needed





## 3. Pastoral support

Email: [lhale@kngs.co.uk](mailto:lhale@kngs.co.uk)

The following support sessions are available to Y11 in the coming weeks;

- Grounding Techniques and affirmation
- Study and Revision Support
- Exam Support – coping with overwhelm
- Planning for the future
- Access to a quiet room and/or computers after school

Sign up via Microsoft forms sent via email



**At home...**

**4. Help set up the study environment**



Opening a World of Opportunities

STUDY

S	M	T	W	T	F	S
	Work 7	2	3	Work 4	5	
7	Work 8	9	10	Work 11	12	
14	Work 15	16	17	Work 18	19	
21	Work 22	23	★ 24	Work 25		
28	Work 29	30				

5. Contribute to the revision schedule with incentives (not rewards)

This provides support rather than pressure




# THE POMODORO TECHNIQUE



**DECIDE  
ON THE  
TASK TO  
BE DONE**



**SET THE  
TIMER TO  
25 MINUTES**



**WORK ON  
THE TASK  
UNTIL THE  
TIMER RINGS**



**TAKE A  
SHORT  
5 MINUTE  
BREAK**




**TAKE A  
15-30  
MINUTE  
BREAK**








## 6. Consistency over motivation



RELYING ON  
MOTIVATION



RELYING ON  
CONSISTENCY





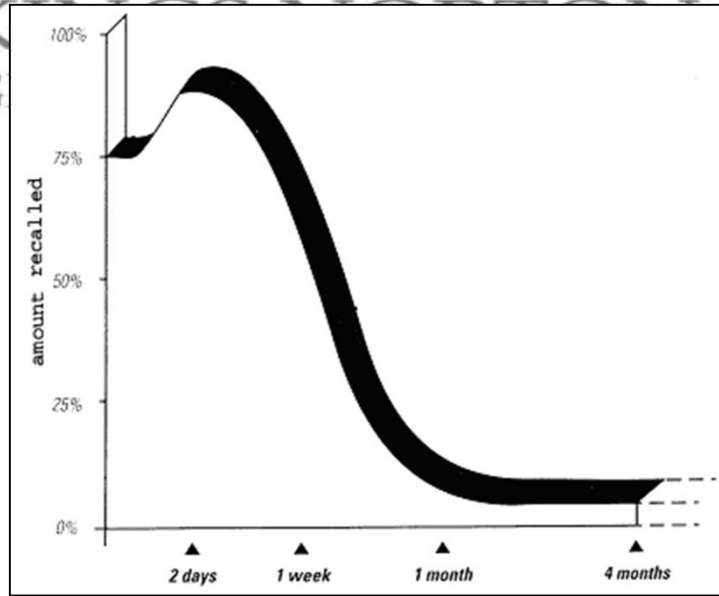
KINGS NO  
GIRLS' SCHOOL

## 7. Know their exam timetable



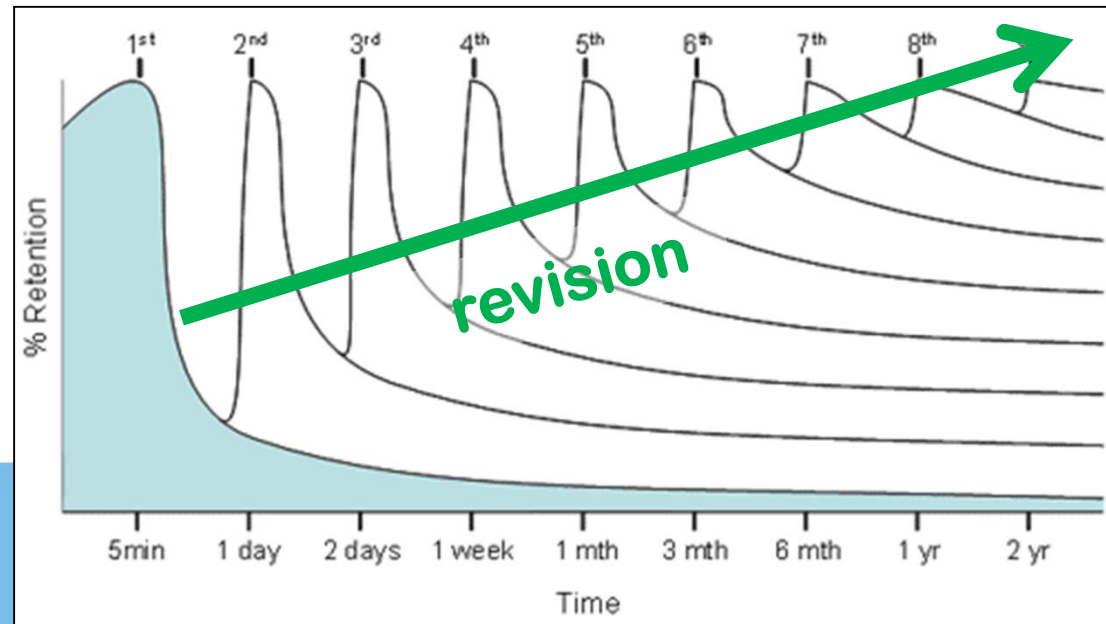


K  
G



‘Revise it,  
Retrieve it,  
Revisit it...’

## 8. Revise together





KINGS NORTON  
GIRLS' SCHOOL

## 8. Revise together



# 9 Ways to use retrieval practice

by @inner\_drive | www.innerdrive.co.uk

1



Past papers

2



Practice tests

3



Quizzes

4



Multiple choice tests

5



Essay answers

6



Answering a spoken question

7



Testing yourself on what was on your flashcards

8



Making your own questions and answering them

9



Having someone ask you 3 questions about a topic

rtunities



# Forest

Stay focused, be present

9. Offer help with the phone





~~Problem~~  
Solution



## 10. Solutions over problems



KINGS NORTON  
GIRLS' SCHOOL

**Thank you!**

Email: [lhale@kngs.co.uk](mailto:lhale@kngs.co.uk)



Opening a World of Opportunities