



**KINGS NORTON**  
**GIRLS' SCHOOL & SIXTH FORM**

# **Exam Candidate Handbook 2024-25**

**External Examination  
Information for  
Year 11 & 13**

**Centre Number: 20165**

## WRITTEN TIMETABLED EXAMS

You will receive your examination timetable in Spring of 2025; you must ensure you check your timetables to ensure all of the exams you are expecting to have are clearly identified on your timetable. Any queries see the Examinations Officer as soon as possible.

A second, confirmed timetable will be released after; this will have all of your exams including the room and seat number for your exams.

**Your timetable also has important information on such as your exam number/candidate number. MEMORISE THIS! You will need this 4 digit number for every external exam you sit.**

## CONTINGENCY DAY - SUMMER 2025

The awarding bodies have created a 'contingency day' for examinations, these contingency days have been confirmed as Wednesday 11<sup>th</sup> June (afternoon) and Wednesday 25<sup>th</sup> June 2025.

The 'contingency day' is in the event of a national or local disruption to examinations. It is part of the awarding bodies' standard contingency planning for examinations.

**You are reminded that you must be available up to and including Wednesday 25<sup>th</sup> June 2025 should an awarding body need to invoke its contingency plan.**

## WHAT TO DO IF YOU IDENTIFY YOU HAVE TWO OR MORE EXAM PAPERS TIMETABLED AT THE SAME TIME (A TIMETABLE CLASH)

If you have been scheduled 2 or more examinations at the same time, do not panic! This is common and is easily resolved. Please see the Examinations Officer if you notice a clash.

*This does not include GCSE Languages Listening and Reading exams, these may be timetable at the same time but you will sit one after the other.*

If the **total duration of the clashed exams is 3 hours or less** you will sit both exams in the same sessions e.g. in the morning or in the afternoon. You are entitled to a 20-minute break in between these exams, you are unable to revise during this time but you are free to have a snack, drink or visit the toilet. During this break you will be supervised, this means an invigilator will be with you at all times.

If the **total duration of the clashed exams is over 3 hours** you will sit one exam in the morning session and one in the afternoon session. The time in between your exams you will be allowed to revise, drink, eat and visit the toilet, but you will remain under supervision (as above.)

## WHERE YOU WILL TAKE YOUR EXAMS

The majority of your exams will take place in the main hall, a handful of exams will take place in classrooms around the school, for example your language listening and reading exams will take place in a classroom.

## WHAT TIME YOUR EXAMS WILL START AND FINISH

Your exams will start at the following times:

**8:45am (AM session)**

**1:30pm (PM session)**

You will meet in the drama studio at least 5 minutes before your official starting time, ready and prepared for your exam. You should have the correct equipment with you and all unauthorised materials left in your locker e.g. mobile phone. Please ensure you have visited the toilet before you enter your exam room.

Exam finish times will vary depending on how long your exam is. If there are several exams in one room, you must wait in silence while your paper is being collected and **leave the room in silence**. There may be other students still sitting their exam and they deserve the same conditions you had.

## SUPERVISION DURING YOUR EXAMS

During your exams you will be supervised by a trained team of invigilators. You may recognise some invigilators from your mock exams; they are members of staff and should be treated with respect at all times. They are there to ensure that you are all under the same exam conditions from the moment you step into the exam room, until you leave. They are there to answer any questions or issues you may have, but they cannot answer any questions relating to the exam. Invigilators follow strict guidelines set out by JCQ and the awarding bodies; you are expected to follow them too.

## EXAM ROOM CONDITIONS

You will be escorted from the **drama studio** to the hall, in silence. Your equipment will be spot checked as you walk towards the hall. If you are sitting in a small room you will walk through the hall to your small room.

From the moment you enter the exam room you are under formal exam conditions, this means you should be in silence and you must listen and follow to the instructions that you are told during your exam. You will remain under these conditions until you leave the exam room, meaning you should walk from your exam desk and out the room in silence. You must not communicate with any other candidates. If you require help you must raise your hand and wait for an invigilator.

You should notice the JCQ warning posters on the doors of your exam room, these are for you. The regulations outlined on these posters should be followed e.g. no unauthorised materials in the exam room such as phones, **watches**, iPods etc. On the board you will find the following information: Date, Centre Number, Subject and Code, Start Time and Finish Time. Any additional information needed for your exam will be written on the front of your exam.

It is your responsibility to ensure the paper placed on your desk is the correct board, subject, code and tier. **Always check you have been given the correct paper.**

## WHERE YOU WILL SIT IN THE EXAM ROOM

You will sit in the seat stated on your timetable exam. If you have forgotten which seat you should be sitting in, please refer to the exam notice board before your exam. You should already know where you are sitting before you go into your exam room. The invigilators will have a seating plan if you forget. All students must face the same direction and be 1.25m apart from each other.

## WHAT EQUIPMENT YOU NEED TO BRING TO YOUR EXAMS

It is your responsibility to bring the following items for all of your exams, they should be in a clear plastic pencil case/bag:

- **BLACK** pens
- Pencil
- Rubber
- Ruler
- Protractor
- Compass
- Highlighter (if you like to highlight the question, this cannot be used in the answer)
- Calculator

## USING CALCULATORS

<p><b>Calculators must be:</b></p> <ul style="list-style-type: none"><li>○ of a size suitable for use on the desk;</li><li>○ either battery or solar powered;</li><li>○ free of lids, cases and covers which have printed instructions or formulas.</li></ul>	<p><b>Calculators must not:</b></p> <ul style="list-style-type: none"><li>• be designed or adapted to offer any of these facilities: -<ul style="list-style-type: none"><li>○ language translators;</li><li>○ symbolic algebra manipulation;</li><li>○ symbolic differentiation or integration;</li><li>○ communication with other machines or the internet;</li></ul></li><li>• be borrowed from another candidate during an examination for any reason;</li><li>• have retrievable information stored in them - this includes:<ul style="list-style-type: none"><li>○ databanks;</li><li>○ dictionaries;</li><li>○ mathematical formulas;</li><li>○ text.</li></ul></li></ul>
<p><b>The candidate is responsible for the following:</b></p> <ul style="list-style-type: none"><li>○ the calculator's power supply;</li><li>○ the calculator's working condition;</li><li>○ clearing anything stored in the calculator.</li></ul>	

## WHAT YOU SHOULD NOT BRING INTO THE EXAM ROOM

JCQ refer to materials that are prohibited in exams as “unauthorised materials” these include: mobile phones, watches, mp3 players and similar devices, notes, books, smart watches and similar devices.

All of the above should not be brought into the exam room, even if you do not intend to use them but they are found on your possession you may face a penalty, if escalated you could be disqualified from the exam.

## FOOD AND DRINK IN EXAM ROOMS

Water is allowed in the exam room, in a clear plastic bottle with all labels removed. No other drinks are permitted. Food is not allowed to be brought into the exam room.

Any medical conditions that may require food or drink to treat a symptom should be made aware to the Exams Officer before your first exam and a medical note should be provided.

## WHAT YOU SHOULD WEAR FOR YOUR EXAMS

Y11 students are expected to wear school uniform and Sixth Formers are expected to wear business dress, for all of their exams.

## WHERE YOUR PERSONAL BELONGINGS WILL BE STORED DURING YOUR EXAM

All of your personal belongings: bags, coats and mobile phones should be locked away in your school locker before all of your exams. The only equipment allowed into the exam room is your stationery and water bottles.

Sixth formers must leave their bags and coats in S1 in the sixth form building, before the scheduled start of your exam. Lanyards must be worn around school and therefore will be placed on the floor by your desk when you are seated.

## WHAT TO DO IF YOU ARRIVE LATE FOR AN EXAM

**If you are running late, you must speak to the school office and/or examinations officer before 8:30am or 1:00pm on 0121 675 1305.**

It is good practice to start your school journey a little earlier during your exams, just to be safe. This could be leaving home 10 minutes earlier or getting the earlier bus to school. Being on time and prepared for your exam is an easy way to ensure you are as calm as possible for your exam.

If you do not arrive before a certain time you will be allowed to sit your exam but we will have to inform the exam board and they may decide to reject your paper and therefore a mark of 0 will be awarded.

## WHAT TO DO IF YOU ARE UNWELL ON THE DAY OF AN EXAM

If you are **feeling unwell on the day of your exam but are able to attend** please let the Exams Officer aware of how you are feeling before your exam. We may be able to put something in place to make you feel more comfortable for your exam. Invigilators will be made aware that you are not feeling 100% and will keep an eye on you during your exam.

If you are **unwell on the day of your exam and cannot attend** you or a parent/carer needs to make the school aware of your absence **before 8:30am**. This should be a worst-case scenario and only occur in extreme illnesses.

If you **start to feel unwell in your exam** you need to alert an invigilator, if you do not tell us we will not know! Depending on how you are feeling we may be able to help make you feel more comfortable for example with a drink, a seat closer to the toilet, a seat closer to a window or a short break.

For genuine illnesses we can submit a special consideration application to the awarding bodies. This can sometimes result in a percentage of marks being awarded to remove the disadvantage, or for students who did not attend, an estimated mark awarded to them. Such an application can only be submitted with a doctor's note from the day of the exam, stating the symptoms and illness. For more information please speak to the Exams Officer.

## WHAT HAPPENS IN THE EVENT OF AN EMERGENCY IN THE EXAM ROOM

An emergency could occur during your exam, for example a fire alarm or a lock down. If an emergency does occur you will need to follow the invigilators instructions and remain calm.

You will be asked to:

- Stop writing immediately and close your exam paper/answer booklet
- Leave all equipment, stationery and belongings
- Follow the invigilator out of the exam room in silence
- Vacate the building, aiming towards the school's lower field
- Do not join your tutor groups, assemble by the oak trees.
- Stay silent and in line until instructed otherwise.

## ALLEGED, SUSPECTED OR ACTUAL INCIDENTS OF MALPRACTICE

Malpractice is considered anything from cheating, bringing unauthorised material into the exam room, disruptive behaviour, plagiarism of work, allowing others to cheat from you etc. JCQ do not take malpractice lightly and therefore the penalties range from written warnings to complete disqualification of all your examinations.

If you are suspected of malpractice we are obliged to inform the awarding bodies. If you suspect another student or member of staff of malpractice you should make the Exams Officer aware as soon as possible.

## RESULTS

GCSE results will be issued to students on Thursday 21st August 2025 from 8:00am onwards. A Level results will be issued to students on Thursday 14<sup>th</sup> August 2025 from 8:00am onwards. You will receive your provisional statement of results and documents referring to Post Results. Senior members of staff will be available on this day and the Exams Officer will be available to answer any queries you may have from your results. **All students will receive an email copy of their results, to their school email address. We recommend you save a copy of this on your own personal devices/accounts. Your school account will be disabled from October.**

## POST-RESULTS SERVICES

Post results are services that are available to you after your provisional results are issued. Requests for any post result services must be made through the Exams Officer and not individually. There will be a brief overview of these services and an application form in your results pack. Services are your way of querying the results you have been awarded, it is your decision and therefore we require your permission before any application can be made.

The services available:

- Clerical Recheck
- Review of Marks
- Review of Moderation
- Access to Script

The Exams Officer and other senior members of staff will be available on results day to answer any queries you have regarding post results.

There are deadlines for post results which will be made clear in your pack, this are made by the exam boards and therefore cannot be extended. Post result services are not free and each board charge for services at different costs, this will also be made clear in your results pack.

***If you query a result you must be aware that marks/grades can go down as well as up, they are not secure.***

## CERTIFICATES

Certificates arrive in school from November 2025 onwards. We will notify students on how they will receive their certificates closer to the time. Any unclaimed certificates will be confidentially destroyed after 12 months.

## FAQ's

- ? Can I reschedule my GCSE or A Level exam?  
**NO.**
- ? Can I go to the toilet during my exam?  
**Toilet breaks should be for extreme cases only.**
- ? If I have finished my exam early can I leave?  
**No, you must remain silent and seated for the duration of your exam.**
- ? If I think there is something wrong with my exam paper, what do I do?  
**Raise your hand immediately and inform an invigilator.**
- ? Do I need to put my full name on my exam?  
**Yes, your full LEGAL name.**
- ? What is my candidate number?  
**A 4 digit number that is assigned to you and is needed for all of your exams, this can be found on your timetable and on all seating plans. You must know this and put it on all exams you sit.**
- ? What is the school's centre number?  
**20165 – this is how all of the school's exam papers are identified. You will need to put this on every exam you sit.**
- ? Am I allowed to bring a watch?  
**No, as of 2021/22 all wrist watches have been banned and are not allowed in the exam room.**



Joint Council for  
Qualifications<sup>CIC</sup>

## Information for candidates

Written examinations

With effect from 1 September 2024

**This document has been written to help you. Read it carefully and follow the instructions.**

**If there is anything you do not understand, especially which calculator you may use, ask your teacher.**



## A. Regulations – Make sure you understand the rules

- 1 Be on time for all your exams. If you are late, your work might not be accepted.
- 2 **Do not** become involved in any unfair or dishonest practice during the exam.
- 3 If you try to cheat, or break the rules in any way, you could be disqualified from all your exams.
- 4 You **must not** take into the exam room:
  - (a) notes;
  - (b) AirPods, Earphones/Earbuds, an iPod, a mobile phone, a MP3/4 player or similar device, a watch, smart glasses or any other smart device.

Any pencil cases taken into the exam room **must** be see-through.

**Remember: possession of unauthorised material is breaking the rules, even if you do not intend to use it, and you will be subject to penalty and possible disqualification.**

- 5 If you have a watch, the invigilator will ask you to hand it to them.
- 6 **Do not** use correcting pens, fluid or tape, erasable pens, highlighters or gel pens in your answers.
- 7 **Do not** talk to or try to communicate with, or disturb other candidates once you have entered the exam room.
- 8 You **must not** write inappropriate, obscene or offensive material.
- 9 If you leave the exam room unaccompanied by an invigilator before the exam has finished, you **will not** be allowed to return.
- 10 **Do not** borrow anything from another candidate during the exam.

## B. Information – Make sure you attend your exams and bring what you need

- 1 Know the dates and times of all your exams. Arrive at least ten minutes before the start of each exam.
- 2 If you arrive late for an exam, report to the invigilator running the exam.
- 3 If you arrive more than one hour after the published starting time for the exam, you may not be allowed to take it.
- 4 Only take into the exam room the pens, pencils, erasers and any other equipment which you need for the exam.
- 5 You **must** write clearly and in black ink. Coloured pencils or inks may only be used for diagrams, maps, charts, etc. unless the instructions printed on the front of the question paper state otherwise.

## C. Calculators, dictionaries and computer spell-checkers

- 1 You may use a calculator unless you are told otherwise.
  - 2 If you use a calculator:
    - (a) make sure it works properly; check that the batteries are working properly;
    - (b) clear anything stored in it;
    - (c) remove any parts such as cases, lids or covers which have printed instructions or formulae;
    - (d) **do not** bring into the exam room any operating instructions or prepared programs.
  - 3 **Do not** use a dictionary or computer spell checker unless you are told otherwise.
- 

## D. Instructions during the exam

- 1 Always listen to the invigilator. Always follow their instructions.
  - 2 Tell the invigilator at once if:
    - (a) you think you have not been given the right question paper or all of the materials listed on the front of the paper;
    - (b) the question paper is incomplete or badly printed.
  - 3 Read carefully and follow the instructions printed on the question paper and/or on the answer booklet.
  - 4 **Do not** start writing anything until the invigilator tells you to fill in all the details required on the front of the question paper and or the answer booklet. **Do not** open the question paper until you are told that the exam has begun.
  - 5 Remember to write your answers within the designated sections of the answer booklet.
  - 6 Do your rough work on the proper exam stationery. Cross it through and hand it in with your answers.  
Make sure you add your candidate details to any additional answer sheets that you use, including those used for rough work.
-

## E. Advice and assistance

- 1 If on the day of the exam you feel that your work may be affected by ill health or any other reason, tell the invigilator.
- 2 Put up your hand during the exam if:
  - (a) you have a problem and are not sure about what you should do;
  - (b) you do not feel well;
  - (c) you need more paper.
- 3 **You must** not ask for, and will not be given, any explanation of the questions.

## F. At the end of the exam

- 1 If you have used more than one answer booklet and/or any supplementary answer sheets, place them in the correct order.  
Place any loose additional answer sheets inside your answer booklet. Make sure you add your candidate details to any additional answer sheets that you use. For CCEA examinations, any loose additional answer sheets should be placed **behind** your script.
- 2 **Do not** leave the exam room until told to do so by the invigilator.
- 3 **Do not** take any stationery from the exam room. This includes the question paper, answer booklets used or unused, rough work or any other materials provided for the exam.

**While we like to share our experiences online, when it comes to exams and other assessments, we have to be careful.**

- Sharing ideas online can be helpful when you're studying or revising
- However, sharing certain information (see information on the right) can break the rules and could affect your results
- If you're not sure what you can and can't discuss online, check with your teacher
- If you receive exam content on social media, you must tell your teacher
- Don't be caught out by scammers selling fake exam papers



**JCQ Things to do on social media:**

- Have fun
- Be responsible
- Report any exam or assessment content you see to your teacher

**JCQ Things not to do on social media:**

- Buy/ask for/share exam or assessment content
- Pass on rumours of what's in exams or assessments
- Share your work
- Work with others so that your assessment is not your own independent work

**JCQ If you do any of the above activities, you may:**

- ! • Receive a written warning
- ! • Lose marks
- ! • Be disqualified from a part of or all of your qualifications
- ! • Be banned from taking exams and assessments for a number of years

Please take the time to familiarise yourself with the JCQ rules:  
[jcq.org.uk/exams-office/information-for-candidates-documents](http://jcq.org.uk/exams-office/information-for-candidates-documents)



## Warning to candidates



 Questions matter AQA	 City & Guilds City & Guilds	 Awarding Learning CCEA	 Oxford Cambridge and RSA OCR	 Pearson Pearson	 WJEC
--	---	--	--	--	---



1

You **must** be on time for all your examinations.

2

**Possession of a mobile phone** or other unauthorised material **is not allowed** even if you do not intend to use it. You will be subject to penalty and possible disqualification from the exam/qualification.

3

You **must not** talk to, attempt to communicate with or disturb other candidates once you have entered the examination room.

4

You **must** follow the instructions of the invigilator.

5

You **must not** sit an examination in the name of another candidate.

6

You **must not** become involved in any unfair or dishonest practice in any part of the examination.


7

If you are confused about anything, only speak to an invigilator.

**The *Warning to candidates* must be displayed in a prominent place outside each examination room. This may be a hard copy A3 paper version or an image of the poster projected onto a wall or screen for all candidates to see.**

## NO MOBILE PHONES NO WATCHES

NO POTENTIAL TECHNOLOGICAL/WEB  
ENABLED SOURCES OF INFORMATION



Possession of unauthorised items, such as a mobile phone  
or any watch, is a serious offence and could result in

# DISQUALIFICATION

from your examination and your overall qualification.

This poster must be displayed in a prominent place outside each examination room.


# On your exam day

This checklist will help you to be as prepared as possible for your exams so that you can focus on doing your best on the day.

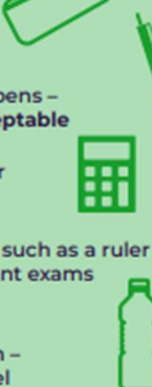
## Before sitting your exams, ensure you know:

- the date, time and location of each of your exams. You might find it helpful to write this information in a calendar or planner.
- who to contact at school or college in case there's an emergency that makes you late or unable to sit your exam.

## What you cannot take into exams:

- any type of phone
  - revision notes
  - any type of watch (this includes analogue, digital and smart watches)
- 

## What you will need:

- a clear pencil case
  - at least two black ink pens – blue pens are **not acceptable**
  - an approved calculator for relevant exams
  - appropriate apparatus such as a ruler or protractor for relevant exams
  - a clear water bottle if you wish to take one in – it **must not** have a label
- 

## Other important information:

- Listen carefully to the invigilator's instructions which will be specific to your exam. If you are unsure of anything, please raise your hand and wait for the invigilator to respond.
- Fill in your details on the front of your answer booklet.
- If you need additional answer sheets, raise your hand and wait for an invigilator who will provide you with one. Remember to add your details to this booklet.
- If you need to use the toilet or feel unwell, raise your hand and wait for an invigilator who will escort you from the exam room.
- Remember to stay silent – talking to a fellow candidate could result in disqualification from all your exams.

## Contingency sessions:

- There are contingency sessions within the Summer 2025 exam timetable – the afternoon of 11 June 2025 and the morning and afternoon of 25 June 2025. Make sure you are available on all three dates even if you do not have an exam.

If you have any questions about your exams, please ask your teacher or exams officer.



You can also find useful information about preparing for exams at [www.jcq.org.uk/exams-office/information-for-candidates-documents](http://www.jcq.org.uk/exams-office/information-for-candidates-documents)

EFFECTIVE FROM 1 SEPTEMBER 2024

## SUMMER 2025 COMMON TIMETABLE

	AM Session	Date	PM Session
Week 1	GCSE Religious Studies: Paper 1 – 8062/13 and 15 – 1hr 45min	<b>Thursday 9<sup>th</sup> May</b>	GCSE Drama - 1DR0/3B – 1hr 45min
	GCSE Biology Paper 1- 1BIO 1F/1H – 1hr 45min GCSE Combined Science Biology Paper 1- 1SC0 1BF/BH – 1hr 10min	<b>Friday 10<sup>th</sup> May</b>	GCSE German: Listening – 8668 LF/LH – 35min/45min GCSE German: Reading – 8668 RF/RH – 45min/1hr GCSE Sociology: Paper 1 – 8192/1 – 1hr 45min
Week 2	AM Session	Date	PM Session
	GCSE English Literature Paper 1 – 8702/1 – 1hr 45min	<b>Monday 13<sup>th</sup> May</b>	GCSE Media Studies: Component 1 – C680/1 – 1hr 30min
	GCSE French: Listening – 8658 LF/LH – 35min/45min GCSE French: Reading – 8658 RF/RH – 45min/1hr A Level Business Studies: Paper 1 – 7132/1 – 2hr	<b>Tuesday 14<sup>th</sup> May</b>	GCSE Business Studies: Paper 1 – C510/1 – 2hr GCSE Chinese: Listening – 1CN0 LH – 45min GCSE Chinese: Reading – 1CN0 RH – 1hr 05
	GCSE History: Paper 1 – 8145/1A/B & 1B/B – 2hr	<b>Wednesday 15<sup>th</sup> May</b>	GCSE Computer Science Paper 1 – J277/1 – 1hr 30min



	<p>GCSE Maths Paper 1 – 1MA1 1F/1H – 1hr 30min</p> <p>A Level Geography Paper 1 – 9GE0 01 – 2hr 15min</p>	<p><b>Thursday 16<sup>th</sup> May</b></p>	<p>GCSE Religious Studies: Paper 2 – 8062/2A – 1hr 45min</p>
	<p>A Level Psychology: Paper 1 – 7182/1 – 2hr</p> <p>GCSE Chemistry Paper 1 – 1CH0 1F/1H – 1hr 45min</p> <p>GCSE Combined Science Chemistry Paper 1- 1SC0 1CF/CH – 1hr 10min</p>	<p><b>Friday 17<sup>th</sup> May</b></p>	<p>GCSE Geography B Paper 1 – 1GB0 01 – 1hr 30min</p>
<b>Week 3</b>	<p>AM Session</p>	<p><b>Date</b></p>	<p>PM Session</p>
	<p>GCSE English Literature Paper 2 – 8702/2 – 2 hrs 15min</p> <p>A Level Sociology: Paper 1 – 7192/1 – 2hr</p>	<p><b>Monday 20<sup>th</sup> May</b></p>	<p>GCSE Media Studies: Component 2 – C680/2 – 1hr 30min</p> <p>A Level Media Studies: Component 1 – A680/1 – 2hr 15min</p>
	<p>GCSE German: Writing – 8668 WF/WH – 1hr/1hr 15min</p> <p>A Level Business Studies: Paper 2 – 7132/2 – 2hr</p> <p>A Level Japanese: Paper 1 – 9JA0 – 2hrs 30 mins</p>	<p><b>Tuesday 21<sup>st</sup> May</b></p>	<p>GCSE Sociology: Paper 2 – 8192/2 – 1hr 45min</p> <p>A Level Politics: UK Politics – 9PL0 01 – 2hr</p> <p>GCSE Computer Science Paper 2 – J277/2 - 1hr 30min</p>
	<p>A Level Psychology: Paper 2 – 7182/2 – 2hr</p>	<p><b>Wednesday 22<sup>nd</sup> May</b></p>	<p>GCSE PE: Paper 1 – 8582/1 – 1hr 15min</p>

	<p>GCSE Physics Paper 1 – 1PH0 1P/1H – 1hr 45min</p> <p>GCSE Combined Science Physics Paper 1- 1SC0 1PF/PH – 1hr 10min</p>		<p>A Level Further Maths: Core Pure Maths 1 – 9FM0/01 – 1hr 30min</p> <p>GCSE Chinese Writing – 1CN0- WH – 1hr 25min</p>
	<p>GCSE English Language Paper 1 – 8700/1 – 1hr 45min</p> <p>A Level History: Paper 1 – 7042/1 – 2hr 30min</p>	<p><b>Thursday 23<sup>rd</sup> May</b></p>	
	<p>GCSE French: Writing – 8658 WF/WH – 1hr/1hr 15min</p> <p>A Level Physics: Paper 1 – 7408/1 – 2hr</p> <p>A Level English Lang/Lit: Paper 1 – 7707/1 – 3hr</p> <p>A Level English Literature B: Paper 1 - 7717/1 – 2hr 30min</p> <p>A Level PE: Paper 1 – H555/1 – 2hr</p>	<p><b>Friday 24<sup>th</sup> May</b></p>	
<b>Week 4</b>	<p>AM Session</p>	<p><b>Date</b></p>	<p>PM Session</p>
	<p>GCSE Maths Paper 2 – 1MA1 2F/2H – 1hr 30min</p> <p>A Level Geography Paper 2 – 9GE0 02 – 2hr 15min</p>	<p><b>Monday 3<sup>rd</sup> June</b></p>	<p>GCSE PE: Paper 2 – 8582/2 – 1hr 15min</p> <p>A Level Psychology: Paper 3 – 7182/3 – 2hr</p> <p>A Level Further Maths: Core Pure Maths 2 – 9FM0/02 – 1hr 30min</p>

<p>GCSE Spanish Listening – 8698/LH and LF – 35min &amp; 45min</p> <p>GCSE Spanish Reading – 8698/RH and RF – 45min &amp; 1hr</p> <p>A Level Sociology: Paper 2 – 7192/2 – 2hr</p>	<p><b>Tuesday 4<sup>th</sup> June</b></p>	<p>GCSE History: Paper 2 – 8145/2A/A &amp; 2B/C – 2hr</p> <p>A Level Maths Pure 1 – 9MA0 01 – 2hr</p> <p>A Level Media Studies: Component 2 – A680/2 – 2hr 30min</p> <p>A Level Japanese Paper 2 – 9JA0/02 – 2hrs 40 mins</p>
<p>A Level English Literature B: Paper 2 - 7717/2 – 3hr</p> <p>A Level English Lang/Lit: Paper 2 – 7707/2 – 2hr 30min</p> <p>A Level PE: Paper 2 – H555/2 – 1hr</p> <p>GCSE Geography B Paper 2 – 1GB0 02 – 1hr 30min</p>	<p><b>Wednesday 5<sup>th</sup> June</b></p>	<p>GCSE Business Studies: Paper 2 – C510/2 – 1hr 30min</p> <p>GCSE Health and Social Care: R032/01 – 1hr 15min</p> <p>A Level Politics: UK Government – 9PL0 02 – 2hr</p> <p>A Level Biology A: Paper 1 – H420/1 - 2hr 15min</p>
<p>GCSE English Language Paper 2 – 8700/2 – 1hr 45min</p> <p>A Level Business Studies: Paper 3 – 7132/3 – 2hr</p> <p>A Level Physics: Paper 2 – 7408/2 – 2hr</p>	<p><b>Thursday 6<sup>th</sup> June</b></p>	<p><b>CONTINGENCY AFTERNOON</b></p>
<p>A Level Spanish: Listening, Reading &amp; Writing – 7692/1 – 2hr 30min</p>	<p><b>Friday 7<sup>th</sup> June</b></p>	<p>A Level History: Paper 2 – 7042/2 – 2hr 30min</p> <p>GCSE Biology Paper 2 – IB10 2F/2H – 1hr 45min</p>

			<p>GCSE Combined Science Biology Paper 2- 1SC0 2BF/BH – 1hr 10min</p> <p>A Level Further Maths: Mechanics 1 - 9FM0/3C – 1hr 30min</p>
<b>Week 5</b>	<b>AM Session</b>	<b>Date</b>	<b>PM Session</b>
	<p>A Level French: Listening, Reading &amp; Writing – 7652/1 – 2hr 30min</p> <p>A Level Chemistry A: Paper 1 – H432/1 – 2hr 15min</p> <p>A Level Religious Studies: Paper 1 – H573/1 – 2hr</p> <p>GCSE Maths Paper 3 – 1MA1 3F/3H – 1hr 30min</p>	<b>Monday 10<sup>th</sup> June</b>	<p>GCSE Spanish: Writing – 8698 WF/WH – 1hr/1hr 15min</p> <p>A Level Geography Paper 3 – 9GE0 03 – 2hr 15min</p> <p>A Level Computer Science – H446/1 – 2hr 30min</p>
	<p>GCSE Chemistry Paper 2 – 1CH0 2F/2H – 1hr 45min</p> <p>GCSE Combined Science Chemistry Paper 2- 1SC0 2CF/CH – 1hr 10min</p>	<b>Tuesday 11<sup>th</sup> June</b>	<p>A Level Sociology: Paper 3 – 7192/3 – 2hr</p> <p>A Level Maths Pure 2 – 9MA0 02 – 2hr</p> <p>A Level Japanese Paper 3 – 9JA0/03 – 2hrs 15 mins</p>
		<b>Wednesday 12<sup>th</sup> June</b>	<p>GCSE Persian: Listening and Reading Paper 1- 45mins/ Paper 3- 1 hr 05mins</p>

		<b>Thursday 13<sup>th</sup> June</b>	<b>CONTINGENCY AFTERNOON</b>
	<p>GCSE Geography B Paper 3 – 1GB0 03 – 1hr 30min</p> <p>A Level Politics: Global – 9PL0 3A – 2hr</p> <p>A Level Biology A: Paper 2 – H420/2- 2hr 15min</p>	<b>Friday 14<sup>th</sup> June</b>	<p>GCSE Physics Paper 2 – 1PH0/2H – 1hr 45min</p> <p>GCSE Combined Science Physics Paper 2- 1SC0 2PF/PH – 1hr 10min</p>
<b>Week 6</b>	<b>AM Session</b>	<b>Date</b>	<b>PM Session</b>
	<p>A Level Physics: Paper 3 – 7408/3 – 2hr</p> <p>A Level Spanish: Writing – 7692/2 – 2hr</p>	<b>Monday 17<sup>th</sup> June</b>	<p>GCSE Music Component 3 - 1MU0 03 – 1hr 45min</p> <p>A Level Religious Studies: Paper 2 – H573/2 – 2hr</p>
	<p>A Level Chemistry A: Paper 2 – H432/2 – 2hr 15min</p> <p>A Level PE: Paper 3 – H555/3 – 1hr</p>	<b>Tuesday 18<sup>th</sup> June</b>	<p>A Level Computer Science – H446/2 – 2hr 30min</p> <p>GCSE Persian: Writing – Paper 4 1 hour 25 mins</p>
	<p>GCSE Food Preparation &amp; Nutrition – 8585W - 1hr 45min</p> <p>A Level French: Writing – 7652/2 – 2hr</p> <p>A Level Biology A: Paper 3 – H420/3 - 1hr 30min</p>	<b>Wednesday 19<sup>th</sup> June</b>	

	A Level Religious Studies: Paper 3 – H573/3 – 2hr	<b>Thursday 20th June</b>	A Level Maths Stats & Mechanics – 9MA0 03 – 2hr
	A Level Chemistry A: Paper 3 – H432/3 – 1hr 30min	<b>Friday 21<sup>st</sup> June</b>	A Level Further Maths: Decision Maths 1 – 1hr 30min
Week 7	AM Session	<b>Date</b>	PM Session
		<b>Monday 24<sup>th</sup> June</b>	
		<b>Tuesday 25<sup>th</sup> June</b>	
	<b>CONTINGENCY DAY</b>	<b>Wednesday 26<sup>th</sup> June</b>	<b>CONTINGENCY DAY</b>